



















The following products are add-ons to the Assured Living Starter Package.

With the purchase of any of these add-ons, receive
complimentary monitoring services*



Product	Name	Description
	Panel	The Panel keeps the caregiver connected to an entire ecosystem of smart devices giving them control over the entire home. The Panel will also display the weather and temperature of the region around you. The panel is equipped with two-way audio and video connection, meaning customers can see and talk to people at your door if they have a door bell camera attached.
	Motion Sensor	Motion Sensors contribute to movement and activity report in the Assured Living App. Motion sensors are best used in frequently used area such as hallways and stairways. Long periods of inactivity could indicate that someone has stopped moving for another reason. The motion sensor is also Pet immune up to 40lbs.
	Door/ Window Contact Sensor	The Contact Sensor is used to create customized notifications and can be set up to notify caregivers if the cabinet has not been opened during a certain time or a door has been opened in the middle of the night. Common uses include monitoring medicine cabinets, fridges to indicate eating patterns, or doorways for entry/exit. Product is easily applied to surfaces by durable double stick tape. Installation of the sensor will be completed by the GS Agent at the first installation.
	Bed Sensor	This discreet adaptive under mattress bed sensor, helps caregivers understand sleeping patters or indicators of inactivity for long periods of times. Away from bed notifications, alert caregivers when the user leaves the bed during the night and does not return. Bed sensors can also assist in viewing sleep patterns over time can provide insight into potential health issues. **Bed sensor only measures occupancy.
	Chair Sensor	Chair sensor assist in monitoring of a sedentary lifestyle. The chair sensor is generally positioned in the care recipient's favourite seat.
	Stationary Panic Button	The stationary panic button is a large, red button that is used with the panel to alert a care giver of an emergency in the home. Multiple buttons can be placed throughout the home in frequent areas of use or areas of concern.
	Smart Lock	The August Smart lock allows you to lock and unlock your door, grant keyless access, and keep track of who comes and goes all from the Assured Living App. Connectivity to the panel allows care recipients to unlock and lock the door remotely. The lock fits on the inside of the door, keeping outdoor key access the same. With the Smart lock, care givers or loved ones can let nurses, care aids or PSWs into the home remotely.
	Door Bell Camera* Requires WIFI	SkyBell slim video doorbell lets you see who is at the door and communicate with the person at the door remotely with a wireless connection. Hardwired into the door frame, the camera records in full-colour 1080p which can be live streamed through the app and on the panel. The camera has a 180° field of view and can zoom in up to x5 times. The built-in speaker allows for two-way communication allows for the customer to see the visitor they are talking to. It also comes with the ability to detect an object from up to 8 feet away with a motion detection sensor and infrared night vision.

*To purchase additional hardware, call **1-866-697-4501**. If add-ons are purchased at the time of initial set up, there are no additional fees for installation. Any installation post initial set up is subject to additional fees.

Product	Name	Description
	Range Extender	Range Extender intelligently listens to the commands and reports that your Z-Wave network sends, actively capturing weak signals and then amplifying and repeating them. Helps boost Z-wave signals in the home making the connection between all the products stronger. Recommended for homes larger than 1500 sq ft with the Smart Lock, or Thermostats.
	IQ Outlet *indoor use only	Plugs into any standard outlet to allow remote turn on and off the outlet and home automation. The Outlet will also act like a Z-Wave repeater. Set customized rules or alters such ask, "Turn on at 6am" or "Turn off at 7pm". These can be used with smaller electronic devices.
	IQ Dimmer	Plugs into any standard outlet for lamp dimming, on off features, home automation and Z-wave repeater. Set customized rules or alters such ask, "Turn on at 6am" or "Turn off at 7pm"
	CO Detector	The CO Detector ensures that the customer's home stays safe from dangerous invisible carbon monoxide gas. Connecting directly to the IQ panel, this device operates 24/7 whether your system is armed or not, and can inform the customer if any danger is present in your home.
	Smoke Detector	The Smoke Detector will send alerts should smoke be detected in the home. The IQ Smoke detects the presence of smoke particles as well as the rapid rise in heat that can come from a fire, even if there is no smoke. Because the system is always connected, the customer can receive a text or email alert if there are any problems, wherever you are. The Smoke Detector can be wall or ceiling mounted and it has 3-5-year battery life.
	Flood Sensor	The Flood Sensor detects the presence of water and allows customer to know when potential flooding occurs before extensive damage is done. It is great for installing at the base of water heaters, washing machines, sinks, and more. It can be fastened to the wall or mounted by a toilet.
	Out Door Camera *Require s WIFI	A day/night camera delivers a high-quality image and 40 ft. of night vision in total darkness. The camera also has a motion detection feature which will allow the customer to capture still shots if the camera detects motion and keep the care recipient safe. This camera is waterproof and dust tight so very little maintenance is needed.
	Indoor Camera *Require s WIFI	The indoor camera offers 1080p HD video, infrared night vision and secure cloud recording making the Indoor Camera ideal for indoor video monitoring. The indoor camera is recommended if the caregiver is worried about their loved one's safety and would like to keep a close eye with their loved one's permission. The indoor camera is easy to install and has flexible mounting options. It must be plugged in to an outlet.

*To purchase additional hardware, call **1-866-697-4501**. If add-ons are purchased at the time of initial set up, there are no additional fees for installation. Any installation post initial set up is subject to additional fees.



Peace of mind for you and your loved one

To purchase additional hardware, call 1-866-697-4501.

If add-ons are purchased at the time of initial set up, there are no additional fees for installation. Any installation post initial set up is subject to additional fees.

